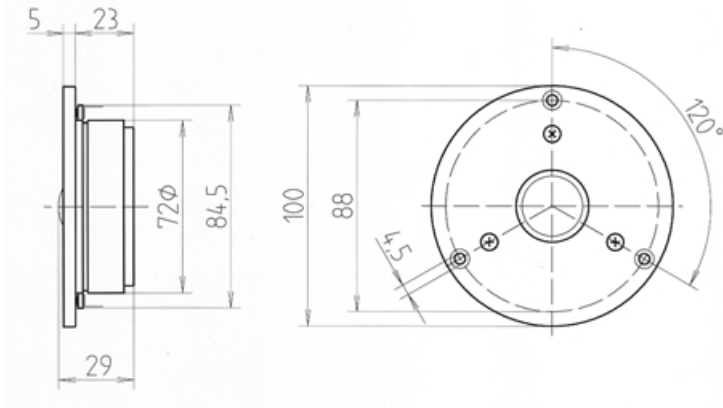


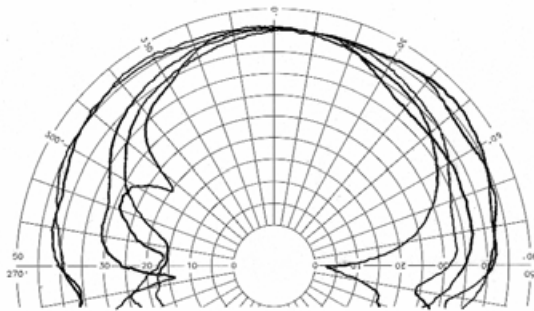
-Studio-

This soft dome tweeter is designed for high frequency reproduction in two or three way studio or domestic systems. It features a plastic dome diaphragm and copper ring on the pole piece to achieve high efficiency in the upper range and low harmonic distortion. The coil-diaphragm assembly is easily field replaceable without soldering.

Este tweeter de cúpula blanda presenta una amplia respuesta en frecuencia, buena sensibilidad y amplia dispersión. Diseñado para sistemas muy compactos de 2 ó 3 vías.



POLAR PATTERN



T2010 HIGH FREQUENCY



SPECIFICATIONS

Nominal diameter	32mm. 1.25 in.
Nominal impedance	8 ohms.
Minimum impedance	7.2 ohms @ 2 kHz
D.C. Resistance	6 ohms
Power capacity*	12 w RMS
Program Power	24 Watts.
Efficiency**	92 dB 1w @ 1m.
Frequency range	1.5/20 kHz
Recommended crossover (minimum)	2 kHz or higher, 12 dB/oct.
Dispersion	80°
Voice coil diameter	25.8 mm. 1 in.
Magnetic assembly weight	0.48 kg. 1.05 lb.
Flux density	1.15 T
BL Factor	3.2 N/A

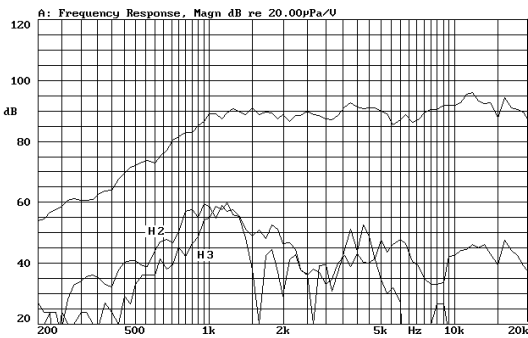
MOUNTING INFORMATION

Overall diameter	100 mm. 3.9 in.
Bolt circle diameter	88 mm. 3.46 in.
Baffle cutout dimensions:	75 mm. 2.95 in.
Front mount	29 mm. 1.14 in.
Depth	0.55 kg. 1.2 lb.
Net weight	0.6 kg. 1.32 lb.
Shipping weight	

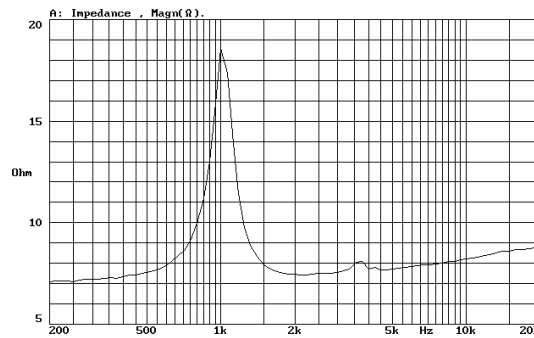
MATERIALS

Diaphragm	Supronyl
Voice coil	Aluminium
Former	Kapton
Front cover	Aluminium
Magnet	Ferrite

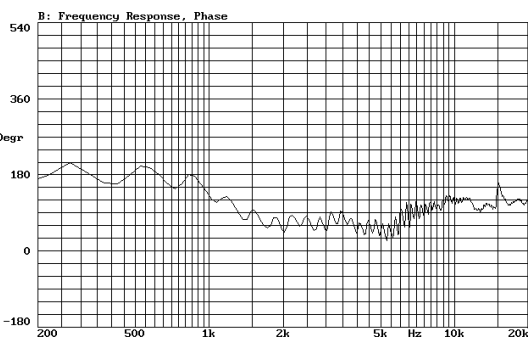
FREQUENCY RESPONSE & DISTORTION CURVES, MAGN. On axis, 1w @ 1m.



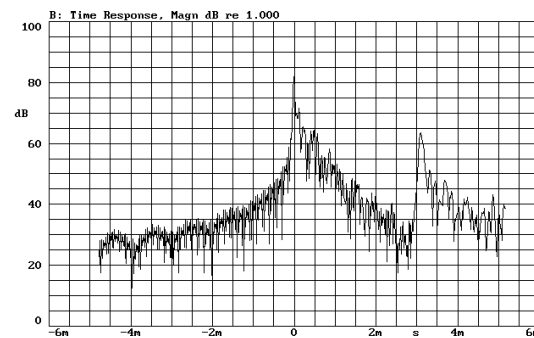
TIME RESPONSE, MAGN.



FREQUENCY RESPONSE, PHASE. On axis, 1w @ 1m.



FREE AIR IMPEDANCE CURVE



THIELE-SMALL PARAMETERS**

Resonant Frequency, fs	1050 Hz
Mechanical Quality Factor, Qms	5.185
Electrical Quality Factor, Qes	2.394
Total Quality Factor, Qts	1.638

NOTES

*The power capacity corresponds to the RMS maximum value that can dissipate the loudspeaker when a sinus signal is applied for a period of at least two hours.

Program power is defined as the transducer's ability to handle normal music program material.

**Sensitivity was measured at 1m distance, on axis, with 1w input, averaged in the range 2-15 kHz.

*** T-S parameters are measured after an exercise period using a preconditioning power test, using a velocity-current laser transducer, and will reflect the long term parameters, once the loudspeaker has been working for a short period of time.

****The polar plots are reproduction of measurements done with single sinusoidal signal tones, at the indicated frequencies. Rotation was about the centre of the emitter source, and the microphone is placed at 2m. on the axis.

NOTAS

* La potencia admisible corresponde a la máxima potencia RMS que puede disipar el altavoz durante al menos dos horas, cuando se le aplica una señal determinada. Por potencia programa se entiende la capacidad de altavoz en el manejo de señales transitorias como sería el proporcionado por el contenido de un pasaje musical normal.

**Medición realizada con el microfono a 1 m de distancia, en el eje, aplicando 1w al altavoz, promediando en el rango 2-15 kHz.

*** Los parámetros T-S han sido medidos después de un período de fatiga y estabilización de las suspensiones, mediante transductor laser de velocidad-corriente, y son el reflejo de los parámetros a largo plazo del altavoz, una vez éste haya sido instalado y haya trabajado en un corto espacio de tiempo.

**** Los gráficos polares fueron medidos con el tweeter situado sobre una mesa giratoria, sin pantalla, con el foco emisor sobre el eje de giro y situando el microfono de medida a 2m. de distancia de dicho eje. Las señales usadas son tonos puros de las frecuencias representadas.